

# 6B30/P

LOW & MID  
FREQUENCY



This 6" 1/2 unit has been designed to provide a wide, smooth response in the low and mid frequency range, with reduced harmonic distortion due to the use of a copper ring on the pole piece, and polypropylene material in the cone construction for a clean, natural sound reproduction. This model is especially recommended for studio and domestic applications, in small size 2 or 3 way enclosures.

Modelo de 6" 1/2 con unas características exclusivas para alta fidelidad: membrana de polipropileno y suspensión de goma de gran elongación y estructura magnética de gran tamaño. El resultado son unos bajos de gran impacto y unos medios nítidos y naturales para recintos de tipo bass-reflex o herméticos.

### SPECIFICATIONS

Nominal diameter	165 mm. 6.5 in.
Rated impedance	8 ohms.
Power capacity*	40 w RMS
Program Power	80 Watts.
Sensitivity	90 dB 2.83 v @ 1m @ 2b
Frequency range	50-12000 Hz
Recom. enclosure vol.	10/40 l 0.35/1.4 ft. <sup>3</sup>
Voice coil diameter	26 mm. 1 in.
Magnetic assembly weight	1 kg. 2.2 lb.
BL factor	5.9 N/A
Moving mass	0.014 kg
Voice coil length	14 mm.
Air gap height	6 mm.
X damage (peak to peak)	15 mm.

### MOUNTING INFORMATION

Overall diameter	166 mm. 6.53 in.
Bolt circle diameter	156 mm. 6.14 in.
Baffle cutout diameter:	
-Front mount	140 mm. 5.51 in.
-Rear mount	140 mm. 5.51 in.
Depth	78 mm. 3.07 in.
Volume displaced by driver	0.5 l 0.019 ft. <sup>3</sup>
Net weight	1.25 kg. 2.76 lb.
Shipping weight	1.5 kg. 3.3 lb.

### MATERIALS

Basket	Steel
Cone	Polypropylene
Surround	Rubber
Voice coil	Copper wire
Magnet	Ferrite

### THIELE-SMALL PARAMETERS\*\*

Resonant Frequency, fs	55 Hz
D.C. Voice Coil Resistance, Re	5.9 ohms
Mechanical Quality Factor, Qms	3.36
Electrical Quality Factor, Qes	0.76
Total Quality Factor, Qts	0.62
Equivalent Air Volume to Cms, Vas	18 l
Mechanical Compliance, Cms	599 µm/N
Mechanical Resistance, Rms	1.44 kg/s
Efficiency, ho (%)	0.4
Effective Surface Area, Sd(m <sup>2</sup> )	0.014 m <sup>2</sup>
Maximum Displacement, Xmax	4
Displacement Volume, Vd	56 cm. <sup>3</sup>
Voice Coil Inductance, Le @ 1kHz	0.5 mH

### NOTES

\*The power capacity corresponds to the RMS maximum value that can dissipate the loudspeaker when a sinus signal is applied for a period of at least two hours.  
Program power is defined as the transducer's ability to handle normal music program material.

\*\* T-S parameters are measured after an exercise period using a preconditioning power test, using a velocity-current laser transducer, and will reflect the long term parameters, once the loudspeaker has been working for a short period of time.

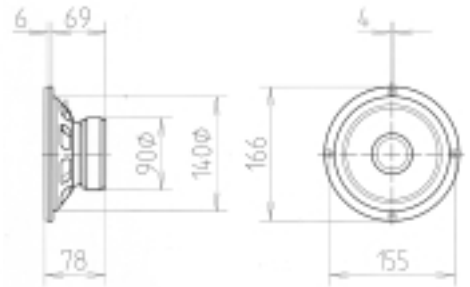
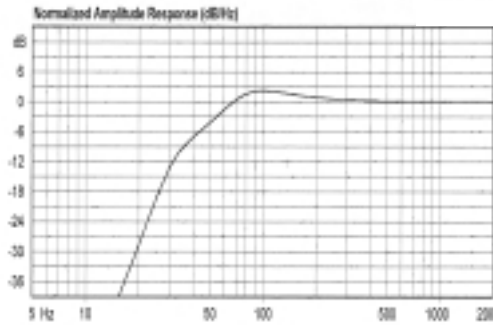
### NOTAS

\*La potencia admisible corresponde a la máxima potencia RMS que puede disipar el altavoz durante al menos dos horas, cuando se le aplica una señal senoidal determinada.

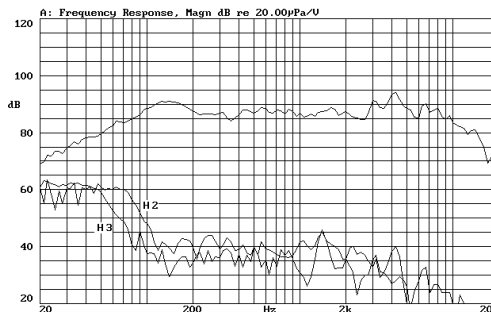
Por potencia programa se entiende la capacidad del altavoz en el manejo de señales transitorias, como sería el proporcionado por el contenido de un pasaje musical normal.

\*\* Los parámetros T-S han sido medidos después de un periodo de fatiga y estabilización de las suspensiones, mediante transductor laser de velocidad-corriente, y son el reflejo de los parámetros a largo plazo del altavoz, una vez éste haya sido instalado y haya trabajado en un corto espacio de tiempo.

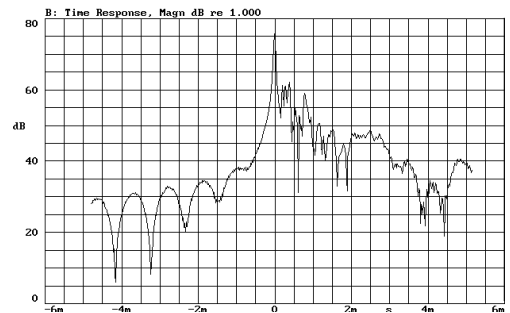
PREDICTED LOW FREQUENCY RESPONSE • Bass-reflex cabinet, Vb=15.00 l, fb=45.0 Hz



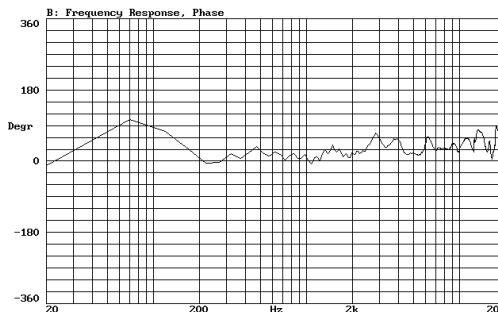
FREQUENCY RESPONSE & DISTORTION CURVES, MAGN. On axis, 1w @ 1m.



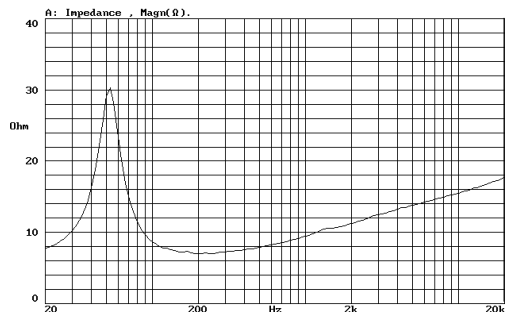
TIME RESPONSE, MAGN.



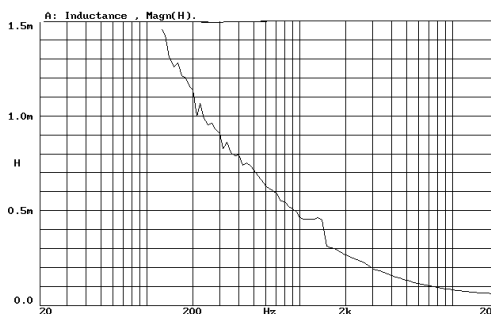
FREQUENCY RESPONSE, PHASE. On axis, 1w @ 1m.



FREE AIR IMPEDANCE CURVE



VOICE COIL INDUCTANCE CURVE



Re + Red(w) CURVE

